

## 22-4-009 Footpeg Installation Instructions:



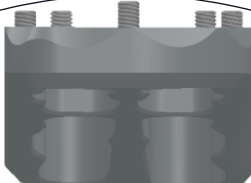

Thank you for your purchase! We are confident that you will be pleased with the quality of our product.

**NOTE:** We recommend using a thread-locking agent on all bolt threads.

### Installation notes:

1. Remove the stock footpegs
2. Install the FKMS (Camber) bolts into each peg. Mount the peg on the bike without the return spring and check the angle of the peg. **The angle that the Fastway footpegs sit with no shims added to the camber bolts will be the same angle as the stock pegs.** Add shims behind the camber bolt until the pegs are leveled, or if you choose you can add more shims so you can have a “knee-in” effect which some riders prefer. Be sure to apply a thread locking compound on the bolt’s thread. Be sure to frequently check the Camber bolts for tightness! **NOTE: Make sure that the same number of shims is added to both bolts on each footpeg.**
3. Install footpeg cleats in the pegs using the supplied thread locking compound. Two sizes are included for additional adjustment.
4. Mount the pegs to the bike using the stock springs, pins, and cotter pins.


### Cleat Positioning

<p><b>All 10mm Cleats</b> <i>Low profile and increased boot life</i></p> 	<p><b>All 12mm Cleats</b> <i>Aggressive traction</i></p> 
<p><b>Tall Center Row</b> <i>Keep feet locked on the peg with room to roll</i></p> 	<p><b>Tall Back Row</b> <i>More toe freedom for braking and shifting</i></p> 


Cleats can be swapped out anywhere on the peg to keep your feet in exactly the right place.

**Fastway footpegs - perfect feel for any setup!**

*F5 & F7 cleats are sold separately.*



F5 Cleat



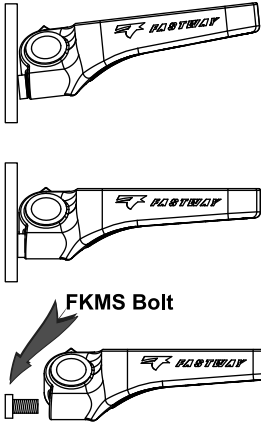
F7 Cleat

### FKMS - Fast Kamber Mounting System - (patent # 6,339,972)

Our patented FKMS- Fast Kamber Mounting System uses shims to allow adjustment of the upward or downward tilt of your pegs.

Use more shims=knees closer to the bike; less shims=knees further apart.

Our new improved grade 8 zinc coated steel FKMS bolts are more durable than ever for long life and ease of adjustment.



**FKMS Bolt**



2 FKMS (Camber) Bolts